

HIGHER EDUCATION COMMISSION

Research & Innovation Wing

ORICs Self-Assessment Scorecards Evaluation Report (FY 2021-2022)

Striving to organize and support quality research, innovation and commercialization activities, the Higher Education Commission Pakistan (HEC) recognizes Offices of Research, Innovation & Commercialization (ORICs) established at universities to support all research-associated activities – from development of research proposals to commercialization of research. Up till June 30, 2022, HEC has recognized 77 ORICs across public and private universities in Pakistan. The HEC measures performance of all recognized ORICs through a 'Self-Assessment Scorecard' on an annual basis. For the FY 2021-22, HEC-recognized ORICs were asked to furnish their performance on a scorecard having the Key Progress Indicators under the following major aspects:

Sr. No.	Key Performance Indicator	Score Assigned
A	Human Resource & Operations	10
B	Research Excellence	45
C	Innovation & Commercialization	30
D	Sustainability & Capacity Building	15
Total		100

The Key Progress Indicator are derived from HEC's ORIC Policy 2021, which, in summary, include: ORIC human resource, infrastructure and governance, assistance/research support, research proposal submissions, joint research projects run, contract research agreements, policy advocacy & consultancy, agreements signed for collaborations, linkages established with HEIs/corporate sector, MoUs signed with HEIs, commercialization of research, IP/Research Policy status, MoUs with industries/chambers for industrial linkages, patents filed and granted, liaison with industry, revenue generated, strategic plan, workshops, training and showcasing organized.

Ranking criteria devised to categorize the performance of ORICs is as under:

Category	Score	Performance Scale
W	80 and above	Top Performer
X	60 – 79	Satisfactory Performer
Y	40 – 59	Below Average
Z	1 – 39	Poor Performer

Targeted Number of ORICs for Assessment:

Total Number of HEC-Recognized ORICs (June, 2022)	77
Number of ORICs on which Assessment Done	73
Number of ORICs Recognized recently/after Assessment	04

Number of ORICs in each Category:

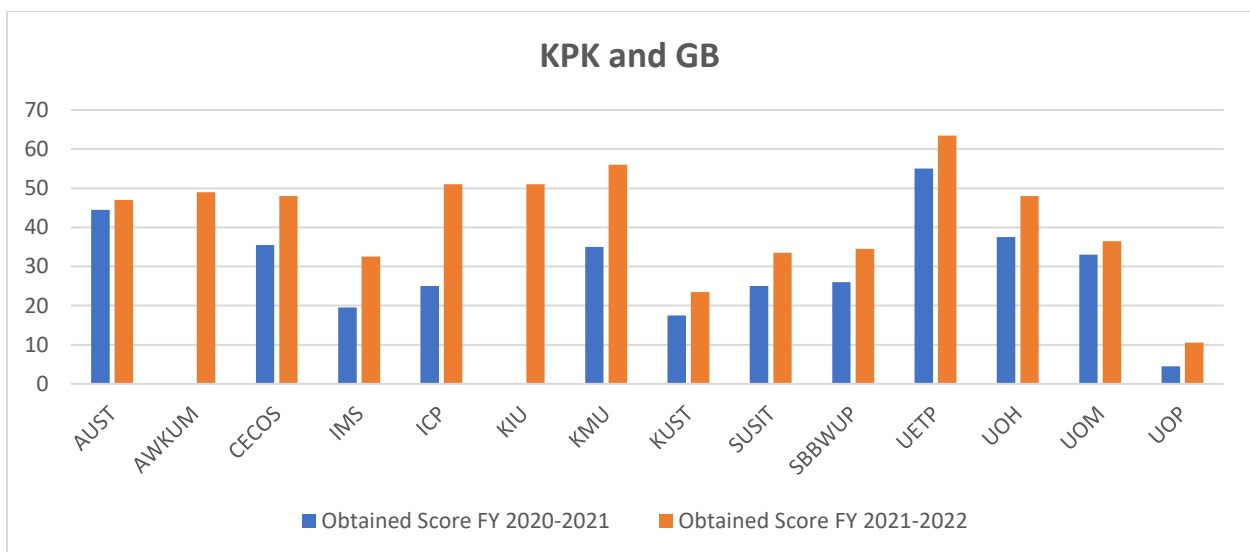
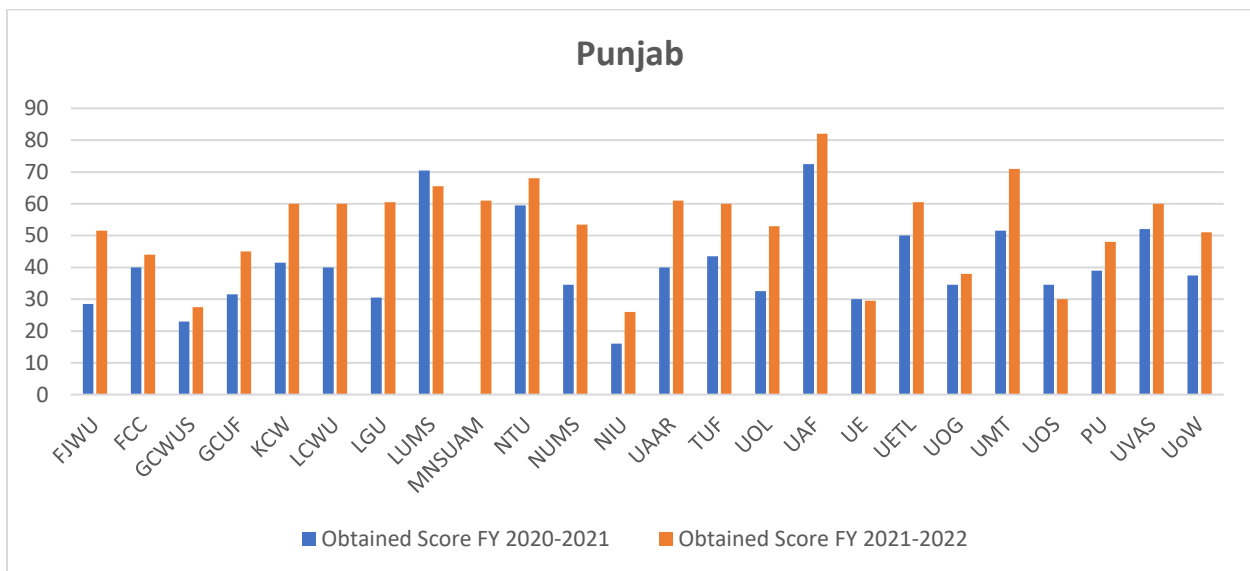
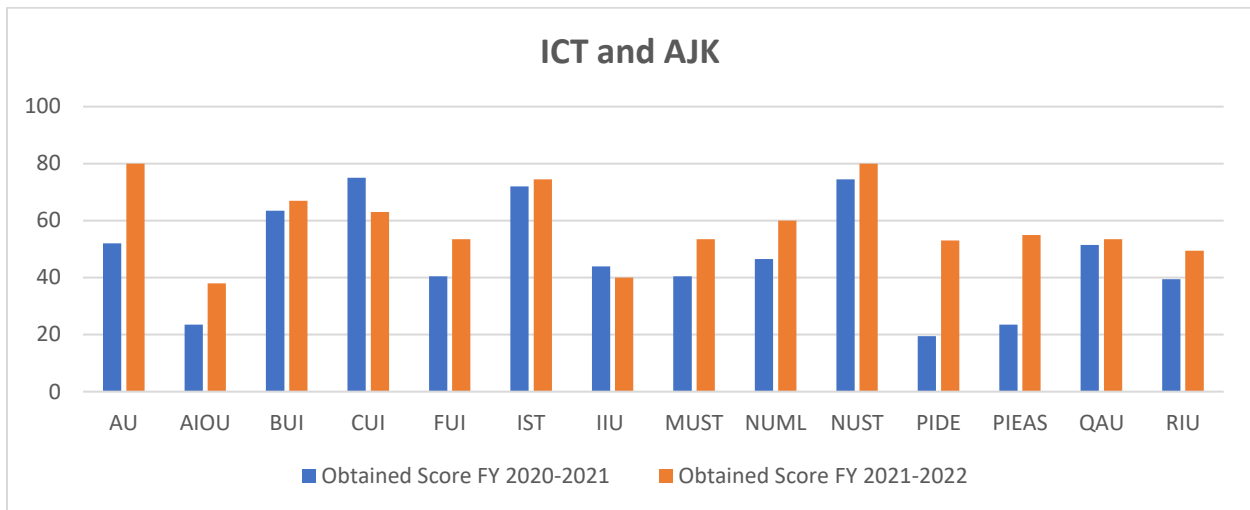
Category	No. of ORICs
W	5
X	22
Y	31
Z	15

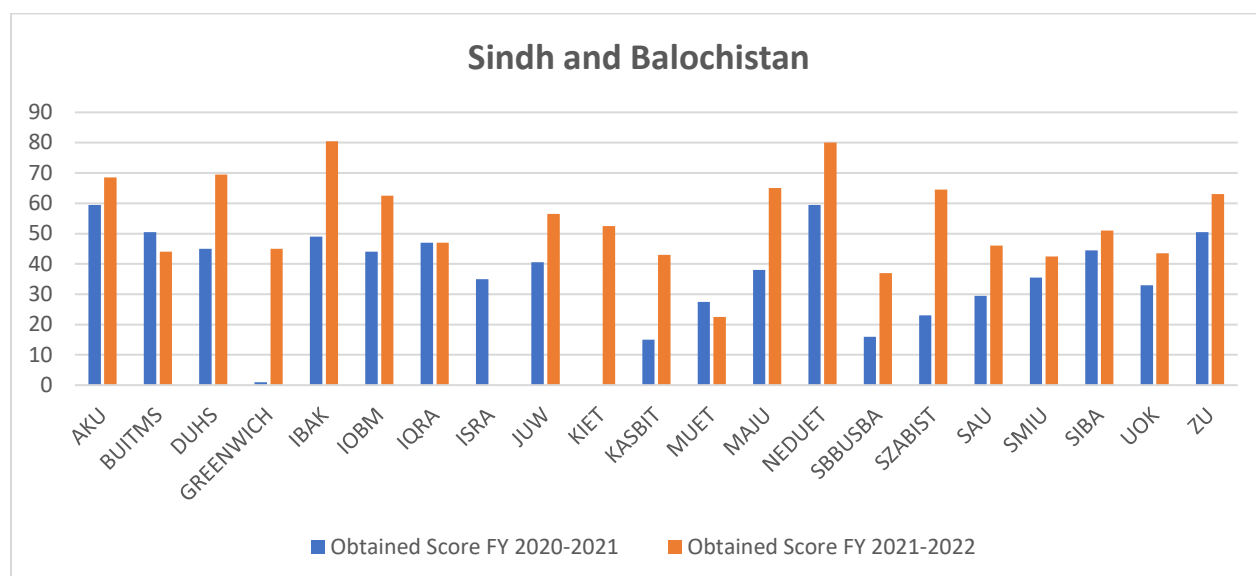
All HEC-recognized ORICs, including those that had completed one year since the date of their recognition, were asked to furnish the ORIC Self-Assessment Scorecard for all relevant activities conducted under KPIs in FY-2020-21. The results list for ORICs is given below:

S. no.	University Name	Obtained Score	Category
1	Abbottabad University of Science & Technology, Abbottabad	47	Y
2	Abdul Wali Khan University, Mardan	49	Y
3	Aga Khan University, Karachi	68.5	X
4	Air University, Islamabad	80	W
5	Allama Iqbal Open University, Islamabad	38	Z
6	Bahria University, Islamabad	67	X
7	Balochistan University of Information Technology Engineering & Management Sciences (BUIITEMS), Quetta	44	Y
8	CECOS University of Information Technology and Emerging Sciences, Peshawar	48	Y
9	COMSATS University, Islamabad	63	X
10	DOW University of Health Sciences, Karachi	69.5	X
11	Fatima Jinnah Women University, Rawalpindi	51.5	Y
12	Forman Christian College, Lahore	44	Y
13	Foundation University, Islamabad	53.5	Y
14	Gomal University, D.I. Khan	0	Z
15	Government College for Women University, Sialkot	27.5	Z
16	Government College University, Faisalabad	45	Y
17	Greenwich University, Karachi	45	Y
18	Institute of Business Administration, Karachi	80.5	W
19	Institute of Business Management, Karachi	62.5	X
20	Institute of Management Science, Peshawar	32.5	Z
21	Institute of Space Technology, Islamabad	74.5	X
22	International Islamic University, Islamabad	40	Y
23	IQRA University, Karachi	47	Y
24	Islamia College University, Peshawar	51	Y
25	Jinnah University for Women, Karachi	56.5	Y
26	Karachi Institute of Economics and Technology, Karachi	52.5	Y
27	Karakorum International University, Gilgit	51	Y
28	KASB Institute of Technology, Karachi	43	Y
29	Khyber Medical University, Peshawar	56	Y
30	Kinnaird College for Women, Lahore	60	X

31	Kohat University of Science and Technology, Kohat	23.5	Z
32	Lahore College for Women University, Lahore	60	X
33	Lahore Garrison University, Lahore	60.5	X
34	Lahore University of Management Sciences, Lahore	65.5	X
35	Mehran University of Engineering & Technology, Jamshoro	22.5	Z
36	Mirpur University of Science and Technology (MUST), Mirpur	53.5	Y
37	Muhammad Nawaz Shareef University of Agriculture Multan	61	X
38	Muhammad Ali Jinnah University, Karachi	65	X
39	National Textile University, Faisalabad	68	X
40	National University of Medical Sciences, Rawalpindi	53.5	Y
41	National University of Modern Languages, Islamabad	60	X
42	National University of Sciences & Technology (NUST), Islamabad	80	W
43	NED University of Engineering and Technology, Karachi	80	W
44	Nur International University, Lahore	26	Z
45	Pakistan Institute of Development Economics (PIDE), Islamabad	53	Y
46	Pakistan Institute of Engineering & Applied Sciences (PIEAS), Islamabad	55	Y
47	Pir Mehr Ali Shah Arid Agriculture University, Rawalpindi	61	X
48	Quaid-i-Azam University, Islamabad	53.5	Y
49	Riphah International University, Islamabad	49.5	Y
50	Sarhad University of Science & Information Technology, Peshawar	33.5	Z
51	Shaheed Benazir Bhutto University, Shaheed Benazirabad (Nawabshah)	37	Z
52	Shaheed Benazir Bhutto Women University, Peshawar	34.5	Z
53	Shaheed Zulfiqar Ali Bhutto Institute of Science and Technology, Karachi	64.5	X
54	Sindh Agriculture University, Tandojam	46	Y
55	Sindh Madressatul Islam University, Karachi	42.5	Y
56	Sukkur Institute of Business Administration, Sukkur	51	Y
57	The University of Faisalabad, Faisalabad	60	X
58	The University of Lahore, Lahore	53	Y
59	University of Agriculture, Faisalabad	82	W
60	University of Education, Lahore	29.5	Z
61	University of Engineering & Technology, Lahore	60.5	X
62	University of Engineering & Technology, Peshawar	63.5	X
63	University of Gujrat, Gujrat	38	Z
64	University of Haripur, Haripur	48	Y
65	University of Karachi, Karachi	43.5	Y
66	University of Malakand, Chakdara, Dir, Malakand	36.5	Z
67	University of Management & Technology, Lahore	71	X
68	University of Peshawar, Peshawar	10.5	Z
69	University of Sargodha, Sargodha	30	Z
70	University of the Punjab, Lahore	48	Y
71	University of Veterinary & Animal Sciences, Lahore	60	X
72	University of Wah, Wah Cantt	51	Y
73	Zia-ud-Din University, Karachi	63	X

Scores Comparison for FY 2020-2021 and FY 2021-2022:





Detailed Results:

The detailed results of scorecards with respect to major KPIs, for all recognized ORICs are presented below:

1	Abbottabad University of Science & Technology, Abbottabad	Category	Y
		Score Obtained	
A.	Human Resource and Operations	7.5	75%
B.	Research Excellence	21.5	48%
C.	Innovation and Commercialization	8	27%
D.	Sustainability and Capacity Building	10	67%

2	Abdul Wali Khan University, Mardan	Category	Y
		Score Obtained	
A.	Human Resource and Operations	10	100%
B.	Research Excellence	19	42%
C.	Innovation and Commercialization	8	27%
D.	Sustainability and Capacity Building	12	80%

3	Aga Khan University, Karachi	Category	X
		Score Obtained	
A.	Human Resource and Operations	8	80%
B.	Research Excellence	35	78%
C.	Innovation and Commercialization	14.5	48%
D.	Sustainability and Capacity Building	11	73%

4	Air University, Islamabad	Category	W
		Score Obtained	80
A.	Human Resource and Operations	10	100%
B.	Research Excellence	38	84%
C.	Innovation and Commercialization	17	57%
D.	Sustainability and Capacity Building	15	100%

5	Allama Iqbal Open University, Islamabad	Category	Z
		Score Obtained	38
A.	Human Resource and Operations	8.5	85%
B.	Research Excellence	15	33%
C.	Innovation and Commercialization	6	20%
D.	Sustainability and Capacity Building	8.5	57%

6	Bahria University, Islamabad	Category	X
		Score Obtained	67
A.	Human Resource and Operations	10	100%
B.	Research Excellence	30.5	68%
C.	Innovation and Commercialization	14	47%
D.	Sustainability and Capacity Building	12.5	83%

7	Balochistan University of Information Technology Engineering & Management Sciences (BUIITEMS), Quetta	Category	Y
		Score Obtained	44
A.	Human Resource and Operations	9.5	95%
B.	Research Excellence	15.5	34%
C.	Innovation and Commercialization	7	23%
D.	Sustainability and Capacity Building	12	80%

8	CECOS University of Information Technology and Emerging Sciences, Peshawar	Category	Y
		Score Obtained	48
A.	Human Resource and Operations	7	70%
B.	Research Excellence	17.5	39%
C.	Innovation and Commercialization	11.5	38%
D.	Sustainability and Capacity Building	12	80%

9	COMSATS University, Islamabad	Category	X
---	-------------------------------	----------	---

		Score Obtained	63
A.	Human Resource and Operations	9.5	95%
B.	Research Excellence	26.5	59%
C.	Innovation and Commercialization	14	47%
D.	Sustainability and Capacity Building	13	87%

10	DOW University of Health Sciences, Karachi	Category	X
		Score Obtained	69.5
A.	Human Resource and Operations	10	100%
B.	Research Excellence	29	64%
C.	Innovation and Commercialization	17.5	58%
D.	Sustainability and Capacity Building	13	87%

11	Fatima Jinnah Women University, Rawalpindi	Category	Y
		Score Obtained	51.5
A.	Human Resource and Operations	9	90%
B.	Research Excellence	18.5	41%
C.	Innovation and Commercialization	12	40%
D.	Sustainability and Capacity Building	12	80%

12	Forman Christian College, Lahore	Category	Y
		Score Obtained	44
A.	Human Resource and Operations	8.5	85%
B.	Research Excellence	12.5	28%
C.	Innovation and Commercialization	11.5	38%
D.	Sustainability and Capacity Building	11.5	77%

13	Foundation University, Islamabad	Category	Y
		Score Obtained	53.5
A.	Human Resource and Operations	8.5	85%
B.	Research Excellence	21	47%
C.	Innovation and Commercialization	12	40%
D.	Sustainability and Capacity Building	12	80%

14	Gomal University, D. I. Khan	Category	Z
		Score Obtained	0

A.	Human Resource and Operations	0	0%
B.	Research Excellence	0	0%
C.	Innovation and Commercialization	0	0%
D.	Sustainability and Capacity Building	0	0%

15	Government College for Women University, Sialkot	Category	Z
		Score Obtained	27.5
A.	Human Resource and Operations	6.5	65%
B.	Research Excellence	8.5	19%
C.	Innovation and Commercialization	3.5	12%
D.	Sustainability and Capacity Building	9	60%

16	Government College University, Faisalabad	Category	Y
		Score Obtained	45
A.	Human Resource and Operations	8.5	85%
B.	Research Excellence	15	33%
C.	Innovation and Commercialization	10	33%
D.	Sustainability and Capacity Building	11.5	77%

17	Greenwich University, Karachi	Category	Y
		Score Obtained	45
A.	Human Resource and Operations	9.5	95%
B.	Research Excellence	17	38%
C.	Innovation and Commercialization	8	27%
D.	Sustainability and Capacity Building	10.5	70%

18	Institute of Business Administration, Karachi	Category	W
		Score Obtained	80.5
A.	Human Resource and Operations	9.5	95%
B.	Research Excellence	33	73%
C.	Innovation and Commercialization	23	77%
D.	Sustainability and Capacity Building	15	100%

19	Institute of Business Management, Karachi	Category	X
		Score Obtained	62.5

A.	Human Resource and Operations	9	90%
B.	Research Excellence	27.5	61%
C.	Innovation and Commercialization	11	37%
D.	Sustainability and Capacity Building	15	100%

20	Institute of Management Science, Peshawar	Category	Z
		Score Obtained	32.5
A.	Human Resource and Operations	7	70%
B.	Research Excellence	13.5	30%
C.	Innovation and Commercialization	4	13%
D.	Sustainability and Capacity Building	8	53%

21	Institute of Space Technology, Islamabad	Category	X
		Score Obtained	74.5
A.	Human Resource and Operations	10	100%
B.	Research Excellence	35	78%
C.	Innovation and Commercialization	18	60%
D.	Sustainability and Capacity Building	11.5	77%

22	International Islamic University, Islamabad	Category	Y
		Score Obtained	40
A.	Human Resource and Operations	10	100%
B.	Research Excellence	10.5	23%
C.	Innovation and Commercialization	11	37%
D.	Sustainability and Capacity Building	8.5	57%

23	IQRA University, Karachi	Category	Y
		Score Obtained	47
A.	Human Resource and Operations	9.5	95%
B.	Research Excellence	15	33%
C.	Innovation and Commercialization	10.5	35%
D.	Sustainability and Capacity Building	12	80%

24	Islamia College University, Peshawar	Category	Y
		Score Obtained	51
A.	Human Resource and Operations	7.5	75%
B.	Research Excellence	20.5	46%

C.	Innovation and Commercialization	13	43%
D.	Sustainability and Capacity Building	10	67%

25	Jinnah Women University, Karachi	Category	Y
		Score Obtained	56.5
A.	Human Resource and Operations	8.5	85%
B.	Research Excellence	23.5	52%
C.	Innovation and Commercialization	14	47%
D.	Sustainability and Capacity Building	10.5	70%

26	Karachi Institute of Economics and Technology, Karachi	Category	Y
		Score Obtained	52.5
A.	Human Resource and Operations	9.5	95%
B.	Research Excellence	22	49%
C.	Innovation and Commercialization	10.5	35%
D.	Sustainability and Capacity Building	10.5	70%

27	Karakorum International University, Gilgit	Category	Y
		Score Obtained	51
A.	Human Resource and Operations	10	100%
B.	Research Excellence	25	56%
C.	Innovation and Commercialization	7.5	25%
D.	Sustainability and Capacity Building	8.5	57%

28	KASB Institute of Technology, Karachi	Category	Y
		Score Obtained	43
A.	Human Resource and Operations	10	100%
B.	Research Excellence	14	31%
C.	Innovation and Commercialization	9	30%
D.	Sustainability and Capacity Building	10	67%

29	Khyber Medical University, Peshawar	Category	Y
		Score Obtained	56
A.	Human Resource and Operations	9	90%
B.	Research Excellence	22	49%

C.	Innovation and Commercialization	14	47%
D.	Sustainability and Capacity Building	11	73%

30	Kinnaird College for Women, Lahore	Category	X
		Score Obtained	60
A.	Human Resource and Operations	8.5	85%
B.	Research Excellence	24.5	54%
C.	Innovation and Commercialization	12	40%
D.	Sustainability and Capacity Building	15	100%

31	Kohat University of Science and Technology, Kohat	Category	Z
		Score Obtained	23.5
A.	Human Resource and Operations	8	80%
B.	Research Excellence	9.5	21%
C.	Innovation and Commercialization	1	3%
D.	Sustainability and Capacity Building	5	33%

32	Lahore College for Women University, Lahore	Category	X
		Score Obtained	60
A.	Human Resource and Operations	8.5	85%
B.	Research Excellence	28	62%
C.	Innovation and Commercialization	13	43%
D.	Sustainability and Capacity Building	10.5	70%

33	Lahore Garrison University, Lahore	Category	X
		Score Obtained	60.5
A.	Human Resource and Operations	10	100%
B.	Research Excellence	27	60%
C.	Innovation and Commercialization	13	43%
D.	Sustainability and Capacity Building	10.5	70%

34	Lahore University of Management Sciences (LUMS), Lahore	Category	X
		Score Obtained	65.5
A.	Human Resource and Operations	10	100%
B.	Research Excellence	29.5	66%
C.	Innovation and Commercialization	13	43%
D.	Sustainability and Capacity Building	13	87%

35	Mehran University of Engineering & Technology (MUET), Jamshoro	Category	Z
		Score Obtained	22.5
A.	Human Resource and Operations	5	50%
B.	Research Excellence	10.5	23%
C.	Innovation and Commercialization	3	10%
D.	Sustainability and Capacity Building	4	27%

36	Mirpur University of Science and Technology (MUST), Mirpur	Category	Y
		Score Obtained	53.5
A.	Human Resource and Operations	10	100%
B.	Research Excellence	26	58%
C.	Innovation and Commercialization	7.5	25%
D.	Sustainability and Capacity Building	10	67%

37	Muhammad Nawaz Shareef University of Agriculture, Multan	Category	X
		Score Obtained	61
A.	Human Resource and Operations	9	90%
B.	Research Excellence	27.5	61%
C.	Innovation and Commercialization	13	43%
D.	Sustainability and Capacity Building	11.5	77%

38	Muhammad Ali Jinnah University, Karachi	Category	X
		Score Obtained	65
A.	Human Resource and Operations	10	100%
B.	Research Excellence	26	58%
C.	Innovation and Commercialization	16	53%
D.	Sustainability and Capacity Building	13	87%

39	National Textile University, Faisalabad	Category	X
		Score Obtained	68
A.	Human Resource and Operations	10	100%
B.	Research Excellence	27.5	61%
C.	Innovation and Commercialization	18.5	62%
D.	Sustainability and Capacity Building	12	80%

40	National University of Medical Sciences, Rawalpindi	Category	Y
		Score Obtained	53.5
A.	Human Resource and Operations	8	80%
B.	Research Excellence	25	56%
C.	Innovation and Commercialization	9	30%
D.	Sustainability and Capacity Building	11.5	77%

41	National University of Modern Languages, Islamabad	Category	X
		Score Obtained	60
A.	Human Resource and Operations	9	90%
B.	Research Excellence	28	62%
C.	Innovation and Commercialization	10.5	35%
D.	Sustainability and Capacity Building	12.5	83%

42	National University of Sciences & Technology (NUST), Islamabad	Category	W
		Score Obtained	80
A.	Human Resource and Operations	10	100%
B.	Research Excellence	33	73%
C.	Innovation and Commercialization	22	73%
D.	Sustainability and Capacity Building	15	100%

43	NED University of Engineering and Technology, Karachi	Category	W
		Score Obtained	80
A.	Human Resource and Operations	10	100%
B.	Research Excellence	38.5	86%
C.	Innovation and Commercialization	16.5	55%
D.	Sustainability and Capacity Building	15	100%

44	Nur International University, Lahore	Category	Z
		Score Obtained	26
A.	Human Resource and Operations	9	90%
B.	Research Excellence	3.5	8%
C.	Innovation and Commercialization	3.5	12%
D.	Sustainability and Capacity Building	10	67%

45	Pakistan Institute of Development Economics (PIDE), Islamabad	Category	Y
		Score Obtained	53
A.	Human Resource and Operations	9.5	95%
B.	Research Excellence	31	69%
C.	Innovation and Commercialization	4	13%
D.	Sustainability and Capacity Building	8.5	57%

46	Pakistan Institute of Engineering & Applied Sciences (PIEAS), Islamabad	Category	Y
		Score Obtained	55
A.	Human Resource and Operations	7.5	75%
B.	Research Excellence	26.5	59%
C.	Innovation and Commercialization	13	43%
D.	Sustainability and Capacity Building	8	53%

47	Pir Mehr Ali Shah Arid Agriculture University, Rawalpindi	Category	X
		Score Obtained	61
A.	Human Resource and Operations	10	100%
B.	Research Excellence	28.5	63%
C.	Innovation and Commercialization	14	47%
D.	Sustainability and Capacity Building	8.5	57%

48	Quaid-e-Azam University, Islamabad	Category	Y
		Score Obtained	53.5
A.	Human Resource and Operations	7.5	75%
B.	Research Excellence	23	51%
C.	Innovation and Commercialization	14	47%
D.	Sustainability and Capacity Building	9	60%

49	Riphah International University, Islamabad	Category	Y
		Score Obtained	49.5
A.	Human Resource and Operations	9	90%
B.	Research Excellence	18.5	41%
C.	Innovation and Commercialization	9.5	32%
D.	Sustainability and Capacity Building	12.5	83%

50		Category	Z
----	--	-----------------	----------

	Sarhad University of Science & Information Technology, Peshawar	Score Obtained	33.5
A.	Human Resource and Operations	7.5	75%
B.	Research Excellence	10.5	23%
C.	Innovation and Commercialization	8.5	28%
D.	Sustainability and Capacity Building	7	47%

51	Shaheed Benazir Bhutto University, Shaheed Benazirabad (Nawabshah)	Category	Z
		Score Obtained	37
A.	Human Resource and Operations	8.5	85%
B.	Research Excellence	14	31%
C.	Innovation and Commercialization	6.5	22%
D.	Sustainability and Capacity Building	8	53%

52	Shaheed Benazir Bhutto Women University, Peshawar	Category	Z
		Score Obtained	34.5
A.	Human Resource and Operations	6.5	65%
B.	Research Excellence	16	36%
C.	Innovation and Commercialization	4	13%
D.	Sustainability and Capacity Building	8	53%

53	Shaheed Zulfiqar Ali Bhutto Institute of Science and Technology, Karachi	Category	X
		Score Obtained	64.5
A.	Human Resource and Operations	9.5	95%
B.	Research Excellence	20.5	46%
C.	Innovation and Commercialization	20.5	68%
D.	Sustainability and Capacity Building	14	93%

54	Sindh Agriculture University, Tandojam	Category	Y
		Score Obtained	46
A.	Human Resource and Operations	8	80%
B.	Research Excellence	17	38%
C.	Innovation and Commercialization	8.5	28%
D.	Sustainability and Capacity Building	12.5	83%

55	Sindh Madressatul Islam University, Karachi	Category	Y
		Score Obtained	42.5

A.	Human Resource and Operations	8	80%
B.	Research Excellence	20	44%
C.	Innovation and Commercialization	5.5	18%
D.	Sustainability and Capacity Building	9	60%

56	Sukkur Institute of Business Administration, Sukkur	Category	Y
		Score Obtained	51
A.	Human Resource and Operations	9	90%
B.	Research Excellence	21	47%
C.	Innovation and Commercialization	9	30%
D.	Sustainability and Capacity Building	12	80%

57	The University of Faisalabad, Faisalabad	Category	X
		Score Obtained	60
A.	Human Resource and Operations	10	100%
B.	Research Excellence	28.5	63%
C.	Innovation and Commercialization	11	37%
D.	Sustainability and Capacity Building	10.5	70%

58	The University of Lahore, Lahore	Category	Y
		Score Obtained	53
A.	Human Resource and Operations	9	90%
B.	Research Excellence	20	44%
C.	Innovation and Commercialization	13.5	45%
D.	Sustainability and Capacity Building	10.5	70%

59	University of Agriculture, Faisalabad	Category	W
		Score Obtained	82
A.	Human Resource and Operations	10	100%
B.	Research Excellence	34	76%
C.	Innovation and Commercialization	23	77%
D.	Sustainability and Capacity Building	15	100%

60	University of Education, Lahore	Category	Z
		Score Obtained	29.5
A.	Human Resource and Operations	7	70%
B.	Research Excellence	9.5	21%

C.	Innovation and Commercialization	7	23%
D.	Sustainability and Capacity Building	6	40%

61	University of Engineering & Technology, Lahore	Category	X
		Score Obtained	60.5
A.	Human Resource and Operations	8.5	85%
B.	Research Excellence	26	58%
C.	Innovation and Commercialization	13.5	45%
D.	Sustainability and Capacity Building	12.5	83%

62	University of Engineering & Technology, Peshawar	Category	X
		Score Obtained	63.5
A.	Human Resource and Operations	8.5	85%
B.	Research Excellence	28	62%
C.	Innovation and Commercialization	16	53%
D.	Sustainability and Capacity Building	11	73%

63	University of Gujrat, Gujrat	Category	Z
		Score Obtained	38
A.	Human Resource and Operations	9	90%
B.	Research Excellence	14	31%
C.	Innovation and Commercialization	6.5	22%
D.	Sustainability and Capacity Building	8.5	57%

64	University of Haripur, Haripur	Category	Y
		Score Obtained	48
A.	Human Resource and Operations	8.5	85%
B.	Research Excellence	18.5	41%
C.	Innovation and Commercialization	11	37%
D.	Sustainability and Capacity Building	10	67%

65	University of Karachi, Karachi	Category	Y
		Score Obtained	43.5
A.	Human Resource and Operations	8	80%
B.	Research Excellence	15.5	34%
C.	Innovation and Commercialization	10.5	35%
D.	Sustainability and Capacity Building	9.5	63%

66	University of Malakand, Chakdara, Dir, Malakand	Category	Z
		Score Obtained	36.5
A.	Human Resource and Operations	8.5	85%
B.	Research Excellence	11	24%
C.	Innovation and Commercialization	8	27%
D.	Sustainability and Capacity Building	9	60%

67	University of Management & Technology, Lahore	Category	X
		Score Obtained	71
A.	Human Resource and Operations	10	100%
B.	Research Excellence	29	64%
C.	Innovation and Commercialization	19	63%
D.	Sustainability and Capacity Building	13	87%

68	University of Peshawar, Peshawar	Category	Z
		Score Obtained	10.5
A.	Human Resource and Operations	5	50%
B.	Research Excellence	5.5	12%
C.	Innovation and Commercialization	0	0%
D.	Sustainability and Capacity Building	0	0%

69	University of Sargodha, Sargodha	Category	Z
		Score Obtained	30
A.	Human Resource and Operations	8.5	85%
B.	Research Excellence	5	11%
C.	Innovation and Commercialization	7	23%
D.	Sustainability and Capacity Building	9.5	63%

70	University of the Punjab, Lahore	Category	Y
		Score Obtained	48
A.	Human Resource and Operations	9.5	95%
B.	Research Excellence	19.5	43%
C.	Innovation and Commercialization	10	33%
D.	Sustainability and Capacity Building	9	60%

71	University of Veterinary & Animal Sciences, Lahore	Category	X
		Score Obtained	60
A.	Human Resource and Operations	8.5	85%
B.	Research Excellence	24.5	54%
C.	Innovation and Commercialization	15	50%
D.	Sustainability and Capacity Building	12	80%

72	University of Wah, Wah Cantt	Category	Y
		Score Obtained	51
A.	Human Resource and Operations	10	100%
B.	Research Excellence	18.5	41%
C.	Innovation and Commercialization	12	40%
D.	Sustainability and Capacity Building	10.5	70%

73	Zia-ud-Din University, Karachi	Category	X
		Score Obtained	63
A.	Human Resource and Operations	10	100%
B.	Research Excellence	27.5	61%
C.	Innovation and Commercialization	14.5	48%
D.	Sustainability and Capacity Building	11	73%

Compared to last year, the majority of ORICs have registered an increase in their performance. As illustrated in the table below, it can be observed through the W, X, Y categories have seen an increase in entries, while ORICs have also climbed out of the Z category.

No. of ORICs in Category	FY-2018-19	FY-2019-20	FY-2020-21	FY-2021-21
W	10	10	0	5
X	14	13	6	20
Y	31	29	27	32
Z	12	17	38	15

On the other hand, there were also ORICs that could not register substantial improvements or were unable to climb to a higher ranked category. The reason for this is prominently attributed to the absence of full-time, dedicated staff within ORICs. It is observed that existing faculty and staff are handed over an additional responsibility of the ORIC office. Assignments within the ORIC require sole focus of dedicated personnel having requisite specialization and experience. Faculty and staff cannot be expected to perform optimally when only given an additional charge.

It was highlighted in last year's ORIC report that activities and functionality at universities during FY 2020-2021 had been adversely affected by Covid-19. This had been a major factor contributing to the ORIC's seemingly low performance for the year. Fresh figures for FY 2021-2022 demonstrate that universities and their ORICs have streamlined their operations since then and have showcased improved performance. Most notably, 5 universities have secured a position in the W category, as compared to none in the preceding year. It can be inferred from the results that ORICs' performance is on an upward trajectory. It is further expected that ORICs will show an even better performance for the upcoming year.